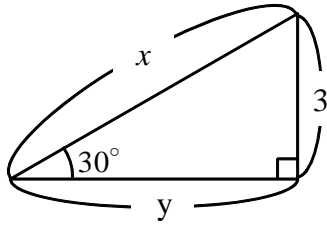


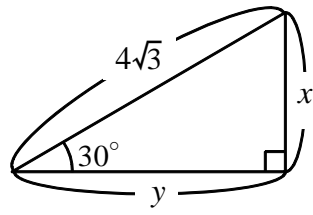
【演習】③三角定規の辺の比

1 次の図で、それぞれ x 、 y の値を求めよ。

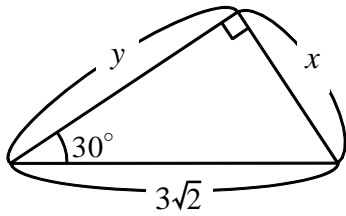
(1)



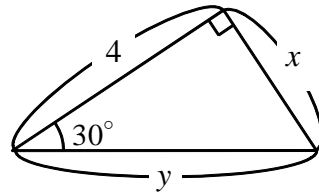
(2)



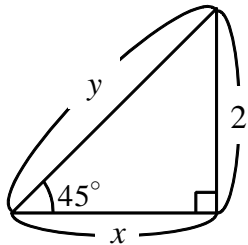
(3)



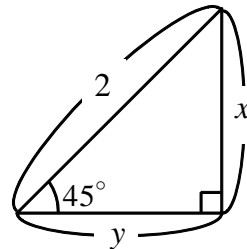
(4)



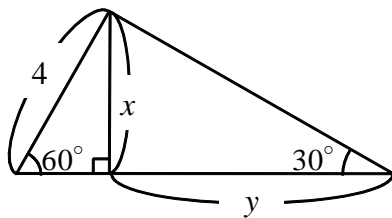
(5)



(6)



(7)



(8)

